

DATA SHEET

2900 Series: Temperature-Stable Resonators

Applications

- Microwave filters
- PCS/DCS filters and combiners

Features

- 100,000 Qu x F product
- Matching tuners available
- Matching low-loss Alumina supports available
- Lowest possible insertion loss
- Small size
- Frequency stability vs temperature

Description

Skyworks, through its wholly owned subsidiary, Trans-Tech, offers the D2900 series ceramic resonators, which are optimized for high Qu in the 1800 to 2000 MHz range, especially for low-loss PCS and DCS filter and combiner applications. This Qu x F product is cavity-dependent, but is generally 100,000 or more. Although usually cylindrical, virtually all parts are customer-specific geometries that are unique to the application. For example, combiner resonators may have large inner diameters (IDs) to permit dielectric tuning with a moveable slug of the same or similar material. Alternatively, the resonator may have a small hole for mounting purposes and might be tuned by a moveable ceramic disc.

We recommend high-purity Alumina supports to retain the high Qu-factor, and we provide custom resonator/support assemblies bonded with proprietary adhesives. Resonators or resonator/support assemblies are sized to frequency, typically ± 5 MHz tolerance, in customer-specified cavities, and 100% inspected. Please contact us with your specific requirements.




Table 1. Temperature Characteristics for Series D/C29

Type	Dielectric Constant	Temperature Coefficient of fo ($\tau f \pm 2$ (ppm/°C))	Q at 2 GHz
14	30.7 ± 1	+4 ppm/°C	~50,000
12	30.4 ± 1	+2 ppm/°C	
00	30.0 ± 1	0 ppm/°C	
02	29.0 ± 1	-2 ppm/°C	

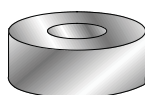
Note: Contact us for custom τf and tolerances.

Table 2. Material Characteristics

Item	Value
Dielectric constant	29.0 to 30.7
Temperature coefficient of resonant frequency (τf) (ppm/°C)	-2 to +4
Q (1/tan δ) minimum	~50,000 at 2.0 GHz
Thermal expansion (ppm/°C) (20°C)	>10
Thermal conductivity (cal/cm-sec °C) at 25°C	~0.006
Specific heat (cal/g°C)	0.07
Density (g/cc)	>7.6
Water absorption	<0.01
Composition	Ba, Zn, Ta-oxide (perovskite)
Color	Yellow



Disk



Cylinder

Table 3. Typical Sizes

PCS	1.20" OD x 0.6" ID x 0.6" height	2000 MHz
DCS	1.33" OD x 0.6" ID x 0.6" height	1834 MHz

Custom sizes available for 1500 to 5550 MHz.

DATA SHEET • 2900 SERIES: TEMPERATURE-STABLE RESONATORS

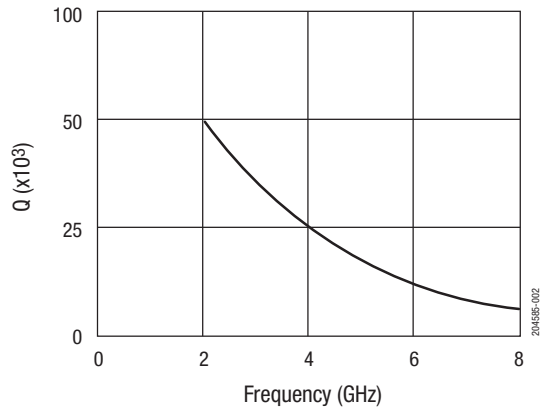


Figure 2. Typical Q vs Frequency

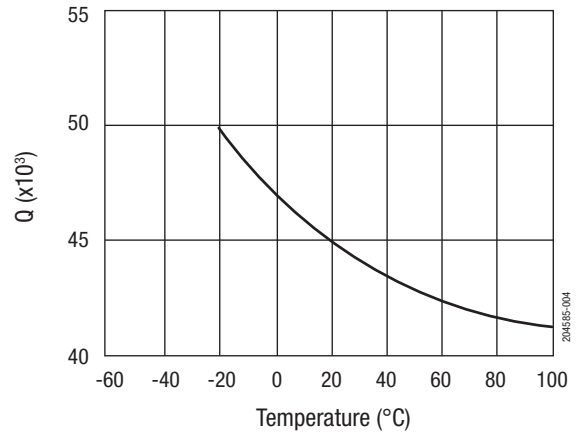


Figure 3. Typical Q vs Temperature @ 2 GHz

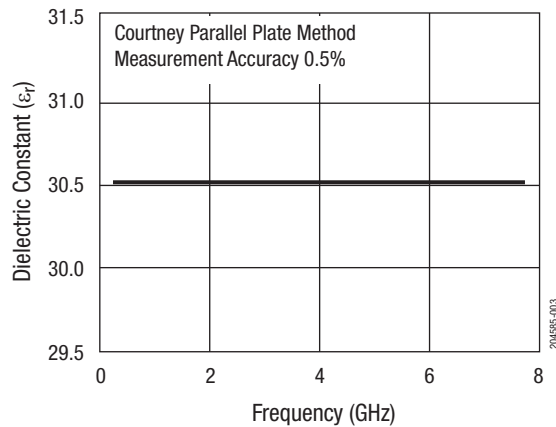


Figure 4. Typical (ε_r) vs Frequency

Copyright © 2006-2007, 2017 Trans-Tech Inc., Inc. All Rights Reserved.

Information in this document is provided in connection with Trans-Tech, Inc. ("Trans-Tech"), a wholly-owned subsidiary of Skyworks Solutions, Inc. These materials, including the information contained herein, are provided by Trans-Tech as a service to its customers and may be used for informational purposes only by the customer. Trans-Tech assumes no responsibility for errors or omissions in these materials or the information contained herein. Trans-Tech may change its documentation, products, services, specifications or product descriptions at any time, without notice. Trans-Tech makes no commitment to update the materials or information and shall have no responsibility whatsoever for conflicts, incompatibilities, or other difficulties arising from any future changes.

No license, whether express, implied, by estoppel or otherwise, is granted to any intellectual property rights by this document. Trans-Tech assumes no liability for any materials, products or information provided hereunder, including the sale, distribution, reproduction or use of Trans-Tech products, information or materials, except as may be provided in Trans-Tech Terms and Conditions of Sale.

THE MATERIALS, PRODUCTS, AND INFORMATION ARE PROVIDED "AS IS" WITHOUT WARRANTY OF ANY KIND, WHETHER EXPRESS, IMPLIED, STATUTORY, OR OTHERWISE, INCLUDING FITNESS FOR A PARTICULAR PURPOSE OR USE, MERCHANTABILITY, PERFORMANCE, QUALITY, OR NON-INFRINGEMENT OF ANY INTELLECTUAL PROPERTY RIGHT; ALL SUCH WARRANTIES ARE HEREBY EXPRESSLY DISCLAIMED. TRANS-TECH DOES NOT WARRANT THE ACCURACY OR COMPLETENESS OF THE INFORMATION, TEXT, GRAPHICS, OR OTHER ITEMS CONTAINED WITHIN THESE MATERIALS. TRANS-TECH SHALL NOT BE LIABLE FOR ANY DAMAGES, INCLUDING BUT NOT LIMITED TO ANY SPECIAL, INDIRECT, INCIDENTAL, STATUTORY, OR CONSEQUENTIAL DAMAGES, INCLUDING WITHOUT LIMITATION, LOST REVENUES OR LOST PROFITS THAT MAY RESULT FROM THE USE OF THE MATERIALS OR INFORMATION, WHETHER OR NOT THE RECIPIENT OF MATERIALS HAS BEEN ADVISED OF THE POSSIBILITY OF SUCH DAMAGE.

Trans-Tech products are not intended for use in medical, lifesaving, or life-sustaining applications, or other equipment in which the failure of the Trans-Tech products could lead to personal injury, death, or physical or environmental damage. Trans-Tech customers using or selling Trans-Tech products for use in such applications do so at their own risk and agree to fully indemnify Trans-Tech for any damages resulting from such improper use or sale.

Customers are responsible for their products and applications using Trans-Tech products, which may deviate from published specifications as a result of design defects, errors, or operation of products outside of published parameters or design specifications. Customers should include design and operating safeguards to minimize these and other risks. Trans-Tech assumes no liability for applications assistance, customer product design, or damage to any equipment resulting from the use of Trans-Tech products outside of stated published specifications or parameters.

Skyworks and the Skyworks symbol are trademarks or registered trademarks of Skyworks Solutions, Inc., in the United States and other countries. Third-party brands and names are for identification purposes only, and are the property of their respective owners.